








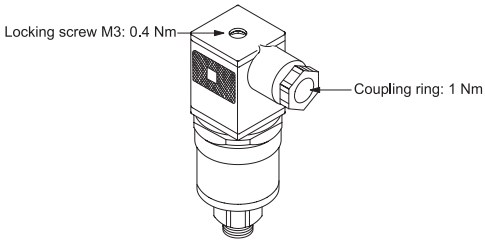
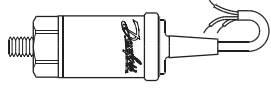
Installation Guide

Pressure Transmitters

MBS 32, MBS 32R, MBS 33, MBS 33M, MBS 2000, MBS 2050, MBS 2100, MBS 2150, MBS 2200, MBS 2250, MBS 3000, MBS 3050, MBS 3100, MBS 3150, MBS 3200, MBS 3250, MBS 3300, MBS 3350, MBS 4003, MBS 4010, MBS 4050, MBS 4510

060R9328

| | <p>Elektrisk tilslutning: Electrical connection: Elektrischer Anschluss: Raccordement électrique: Conexión eléctrica: Connessione elettrica:</p> | | <p>Se produktskilt See product label Siehe Produktschild Voir étiquette du produit Ver la pegatina en el producto Vedi etichetta sulla confezione</p> | | | | | | | | | | | | | | | | | |
|-----------------|--|--------------------------|---|--|---|------------------------|------------------------------------|----------------------------|-----------------|--|--------------|------------|---------------|------------|----------------|-------------|-----------------|--|-----------|--|
| | <p>EN 175301-803</p> | <p>2m screened cable</p> | <p>AMP econoseal, J series, male</p> | <p>AMP superseal 1.5 series (male)</p> | <p>Deutsch DT04-3P</p> | <p>Deutsch DT04-4P</p> | <p>EN60497-5-2 M12 X 1 (4 pin)</p> | <p>Amphenol 6 pin</p> | | | | | | | | | | | | |
| | <p>Universal Mate-N-Lock</p> | <p>Deutsch DT06-2S</p> | <p>AMP 173065 (wire)</p> | <p>ITT Cannon sure seal ss 2-P</p> | <p>Lumberg RSF 20/11</p> | <p>KET-2P MG651092</p> | <p>Round Packard</p> | <p>ISO 15170-A1-3.2-Sn</p> | | | | | | | | | | | | |
| | <p>IEC 947-5-2-M12 x 1 (5 pin)</p> <p>Pin5: Forbundet til kapsling Pin 5: Connected to enclosure Pin 5: Anschluss an Gehäuse Broche 5: Connecté au boîtier Pin 5: Conectado a la cubierta Polo 5: Collegato al corpo</p> | | <p>MBS 32, MBS 32R, MBS 33, MBS 33M, MBS 2000, MBS 2100, MBS 2200, MBS 3000, MBS 3100, MBS 3200, MBS 3300, MBS 4003</p> | | <p>MBS 2050, MBS 2150, MBS 2250, MBS 3050, MBS 3150, MBS 3250, MBS 3350, MBS 4050</p> | | <p>MBS 4010, MBS 4510</p> | | | | | | | | | | | | | |
| | <p>MBS 2100, MBS 2150, MBS 3300, MBS 3350</p> | | | | | | | | | | | | | | | | | | | |
| | <p>MBS 4510</p> | | | | | | | | | | | | | | | | | | | |
| | <p>MBS 4510</p> | | | | <table border="1"> <thead> <tr> <th colspan="2">Zero adjustment</th> </tr> </thead> <tbody> <tr> <td>0-1→0-10 bar</td> <td>-5→+20% FS</td> </tr> <tr> <td>0-16→0-40 bar</td> <td>-5→+10% FS</td> </tr> <tr> <td>0-60→0-600 bar</td> <td>-5→+2.5% FS</td> </tr> </tbody> </table> <table border="1"> <thead> <tr> <th colspan="2">Span adjustment</th> </tr> </thead> <tbody> <tr> <td colspan="2">-5→+5% FS</td> </tr> </tbody> </table> | | | | Zero adjustment | | 0-1→0-10 bar | -5→+20% FS | 0-16→0-40 bar | -5→+10% FS | 0-60→0-600 bar | -5→+2.5% FS | Span adjustment | | -5→+5% FS | |
| Zero adjustment | | | | | | | | | | | | | | | | | | | | |
| 0-1→0-10 bar | -5→+20% FS | | | | | | | | | | | | | | | | | | | |
| 0-16→0-40 bar | -5→+10% FS | | | | | | | | | | | | | | | | | | | |
| 0-60→0-600 bar | -5→+2.5% FS | | | | | | | | | | | | | | | | | | | |
| Span adjustment | | | | | | | | | | | | | | | | | | | | |
| -5→+5% FS | | | | | | | | | | | | | | | | | | | | |

| | | | | |
|---|---|--|--|---|
|  |    | Australian approvals: According to N1297. | | |
| | | American and Canadian approvals: 1. Temperature indicating and regulating equipment acc. to UL 873, file no E31024 and Process control equipment acc. to CSA std. C22.2 no. 142-M1987. 2. Class I, Div. 2, Group A, B, C and D acc. to UL 1604, file no E227388 and Non-incendive electrical equipment for use in class I, Division 2, Group A, B, C and D acc. to CSA std. no. C22.2 no. 213-M1987. Must be powered by Class 2 power supply when used in Haz. Loc. Class I, Div. 2, Group A, B, C and D. MWP 600 bar / 8700 psi. | | |
| | | Type | MBS 32/33, MBS 32R, MBS 33M MBS 2000/2050, MBS 3000/3050, MBS 3100/3150, MBS 4003, MBS 4010, MBS 4050, MBS 4510 | MBS 2100/2150, MBS 2200/2250, MBS 3200/3250, MBS 3300/3350 |
| | | Max. ambient temperature | 85 °C / 185 °F | 125 °C / 257 °F |
| Temperature code | T4 | T3B | | |
|  | ATEX ZONE 2   II 3G Ex nA IIA T3 Gc -40C<TA<+85C | EN60079-0; EN60079-15 | | |
| | | Alle elektriske tilslutninger skal udføres iht. ATEX Zone 2 regulativet - samt EN 60079-14. All electrical connections must comply with the ATEX requirements for Zone 2 - and EN 60079-14. Alle elektrischen Anschlüsse müssen gemäß ATEX Zone2 Regeln und EN 60079-14 durchgeführt werden. Tous les raccordements électriques doivent être effectués conformément aux règles ATEX zone 2 et EN 60079-14. Todas las conexiones eléctricas deben ser realizadas de acuerdo a los requerimientos de la normativa ATEX zona 2 y EN 60079-14. Tutti i collegamenti elettrici devono essere eseguiti secondo le normative ATEX Zone e EN 60079-14. | | |
| | |  |  | |
| Stikket må ikke fjernes, når sensoren er aktiveret. Plug must not be removed when sensor is energized. Stecker darf nicht entfernt werden, wenn der sensor aktiviert ist. Le connecteur ne doit pas être retiré lorsque le capteur est encore sous tension. El conector no debe retirarse cuando el sensor esté activado. Il connettore elettrico non deve essere scollegato quando il sensore è in funzione. | | Kabelet må ikke udsættes for nogen mekaniske skader, korrison, vibration, varme eller UV stråling. Cable must neither be exposed for any mechanical damage, corrosion, vibration, heat nor UV radiation. Kabel müssen weder auf mechanische Beschädigungen, Korrosion, Vibration, Hitze noch UV-Strahlung ausgesetzt werden. Le câble ne doit être exposé à aucun dommage mécaniques, à la corrosion, àux vibrations, à la chaleur où aux radiations UV. El cable no deber estar expuesto a ningún tipo de radiación, daños mecánicos, corrosión, vibraciones, calor ó UV. Il cavo non deve essere esposto a danni meccanici, corrosione, vibrazioni, fonti di calore o raggi UV. | | |
| Ved anvendelser i ATEX Zone 2 områder ved temperaturer <-10 °C skal kabel og stik beskyttes mod slag. When used in ATEX Zone2 areas at temperatures <-10 °C the cable and plug must be protected against impact. Wenn in ATEX Zone 2 bei Temperaturen <-10 °C verwendet werden, müssen die Kabel und Stecker gegen Stöße geschützt werden. Lorsqu'ils sont utilisés en zone 2 ATEX à des températures <-10 °C, le câble et le connecteur doivent être protégés contre les chocs. Cuando se usa en áreas ATEX zona 2, a temperaturas <-10 °C, el cable y conector deben protegerse contra impactos. Per l'uso in ATEX zona2 a temperature <-10 °C, il cavo ed il connettore devono essere protetti contro gli urti. | | | | |